

Disclosures

- *This program is supported by the Health Resources and Services Administration (HRSA) of the U.S. Department of Health and Human Services (HHS) under grant number U1OHA30535 as part of an award totaling \$4.2m. The contents are those of the author(s) and do not necessarily represent the official views of, nor an endorsement, by HRSA, HHS, or the U.S. Government. For more information, please visit [HRSA.gov](https://www.hrsa.gov).*
- *“Funding for this presentation was made possible by cooperative agreement U1OHA30535 from the Health Resources and Services Administration HIV/AIDS Bureau. The views expressed do not necessarily reflect the official policies of the Department of Health and Human Services nor does mention of trade names, commercial practices, or organizations imply endorsement by the U.S. Government. Any trade/brand names for products mentioned during this presentation are for training and identification purposes only.”*
- *This content is owned by the AETC, and is protected by copyright laws. Reproduction or distribution of the content without written permission of the sponsor is prohibited, and may result in legal action.*

AETC Program National Centers and HIV Curriculum

- **National Coordinating Resource Center** – serves as the central web –based repository for AETC Program training and capacity building resources; its website includes a free virtual library with training and technical assistance materials, a program directory, and a calendar of trainings and other events. Learn more: <https://aidsetc.org/>
- **National Clinician Consultation Center** – provides free, peer-to-peer, expert advice for health professionals on HIV prevention, care, and treatment and related topics. Learn more: <https://nccc/ucsf.edu>
- **National HIV Curriculum** – provides ongoing, up –to-date HIV training and information for health professionals through a free, web –based curriculum; also provides free CME credits, CNE contact hours, CE contact hours, and maintenance of certification credits. Learn more: www.hiv.uw.edu

Navigating the PVP Tools and Resources

Michelle Fox, MBA, CGMS, 340B ACE
Director, 340B Policy and Compliance
Apexus, HRSA's 340B Prime Vendor



Objectives

- Overview of the updated PVP website
- Review the tools and resources available on the PVP website
- Review the Getting Started in 340B Checklist
- Brief highlight of the secure site and available covered entity-specific analytics


June 13, 2023



Prime Vendor Focus




Education and Training



Apexus
Answers
CALL CENTER

HRSA – Aligned National Call Center

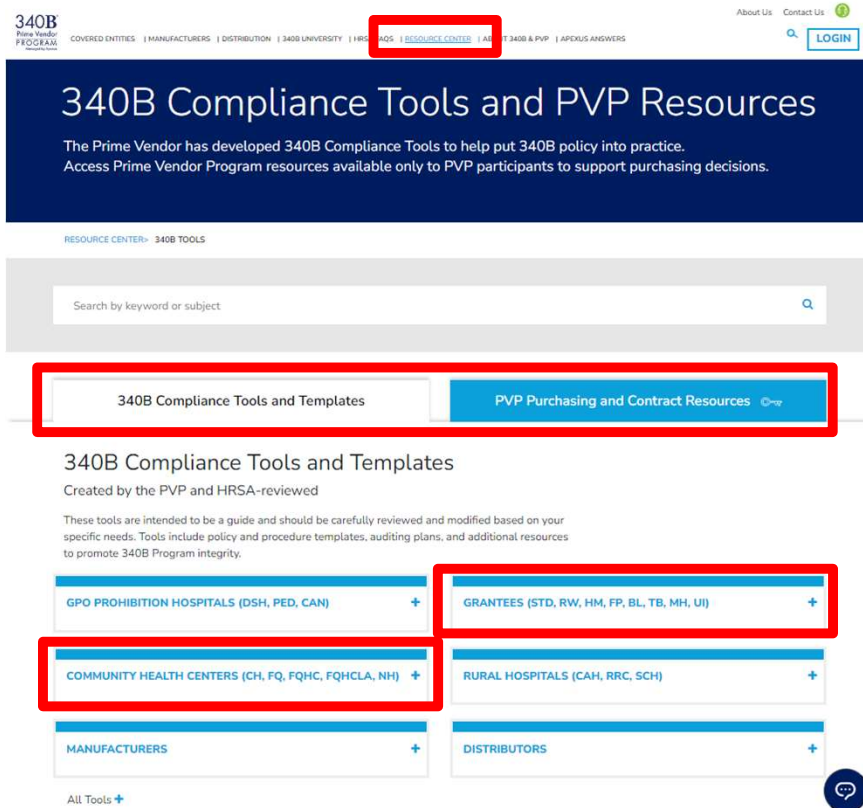


340B
Prime Vendor PROGRAM™

Sourcing Operations – Contracting, Distribution and Manufacturer Refund Services



PVP Tools and Resources



- New Look!
- Improved Search Functionality
- Covered Entity-Specific Resources



PVP Tools and Resources

340B
Prime Vendor
PROGRAM

COVERED ENTITIES | MANUFACTURERS | DISTRIBUTION | 340B UNIVERSITY | HRSA FAQs | [RESOURCE CENTER](#) | ABOUT 340B & PVP | APDEXUS ANSWERS

About Us Contact Us

LOGIN

340B Compliance Tools and PVP Resources

The Prime Vendor has developed 340B Compliance Tools to help put 340B policy into practice. Access Prime Vendor Program resources available only to PVP participants to support purchasing decisions.

RESOURCE CENTER > 340B TOOLS

audit

Updated Jan 2023

Independent Audit Request for Proposal Checklist

Self-Audit: Policy and Procedure

Self-Audit: Eligibility (DSH/PED/CAN)

Self-Audit: Prevention of Diversion and GPO Violation (DSH/PED/CAN)

Self-Audit: Prevention of Duplicate Discounts (DSH/PED/CAN)

340B Compliance Tools and Templates

PVP Purchasing and Contract Resources

- Searches all tools by name
- Shows updated tools
- Future enhancements to search key words

PVP Secure Site Tools

340B Compliance Tools and PVP Resources

RESOURCE CENTER > 340B TOOLS

Search by keyword or subject

340B Compliance Tools and Templates

PVP Purchasing and Contract Resources

PVP Purchasing and Contract Resources

Customized reports and resources for covered entities participating in the Prime Vendor Program (PVP)

Log into the secure site to view. Don't have a login? [Request one free.](#)

PURCHASING ANALYTICS +

PURCHASING DECISION RESOURCES +

CATALOG AND PRICING +

All PVP Participant Resources +

- Requires FREE secure site login
- Covered entity specific purchasing
- Catalog
- Historical purchasing reports

PVP Secure Site Tools

PURCHASING ANALYTICS

Purchasing Analytics

Purchase Details >

PVP Reports

Manufacturer Refund Credits >

Price Integrity Credits >

340B[®]

Prime Vendor PROGRAM

Managed by Apexus

Username

340bhc@340btest.com

Remember me

Next

[Need help signing in?](#)

Purchasing Analytics

Access custom reports to view purchases, savings, and optimization opportunities.

Tips for navigating the "Purchase Overview" visualization

04/2022 03/2023 All 340B On

Purchase Overview

Total Spend: \$3,827,147 340B Spend: \$3,827,147

Top Product Purchased

Top Product Purchased

% of Total's Purchases: 6.65%

Top Savings Opportunities

Top Savings Opportunities

Generically Equivalent Products

\$47,482.21

PVP Participation Value (Savings)

PVP Manufacturer Refund Service: \$2,178

PVP Contracted Sub-340B Savings: \$0

Contract Utilization 340B - National

7.7%

Contract Utilization 340B - Entity

13.3%

*PVP Contract Utilization (%) = total spend on contract purchases/total spend for that account



PVP Secure Site-Savings Opportunities

Savings Opportunities

Analyze 340B Drug Program contract conversion and savings opportunities.

MY PURCHASING ANALYTICS> SAVINGS OPPORTUNITIES

Select a product from the **Purchases** table below to view past purchases and compare conversion opportunities relevant to that product. Discover alternate generic equivalent products with a lower current price that may provide an opportunity to realize additional savings.

Tips for navigating this report:

- Right-click on column headers to sort tables.
- Filter data using the options in the right-hand column on the report. Scroll down and click the



FILTERS (0) | No filter selections

Purchases

NDC (click on NDC to see conversion opportunities in table below)	NDC Label Name	Manufacturer Name	Package Size Quantity	Current Price	Current Unit Price	Current Price Type	Wholesaler Account Name	Account Type	Quantity Purchased	Total Purchases (3 Months)	Potential Annualized Savings
---	----------------	-------------------	-----------------------	---------------	--------------------	--------------------	-------------------------	--------------	--------------------	----------------------------	------------------------------

Conversion Opportunities

Currently Purchased NDC	Quantity Purchased	Alternative NDC	Alternative Label Name	Alternative Manufacturer Name	Alternative Package Size Quantity	Alternative Product Price	Alternative Product Unit Price	Alternative Product Price Type	Cost of Purchasing Alternative (3 Months)	Potential Annualized Savings
-------------------------	--------------------	-----------------	------------------------	-------------------------------	-----------------------------------	---------------------------	--------------------------------	--------------------------------	---	------------------------------

- Based on CE actual purchase history
- Identifies Opportunities that are NDC to NDC and NDC to all others matching product type



Tool Walkthrough

Getting Started in 340B Checklist



Category	Task	How To/Resource	Links	Assigned To	Complete By	Project Status
Compliance Related						
CR - 1	Determine site eligibility in anticipation of registration	Once your covered entity (CE) has been determined to meet the eligibility for the 340B Program (https://www.hrsa.gov/opa/eligibility-and-registration/index.html), meet with the individual(s) responsible for maintenance of your grant information to document eligibility criteria and gather supporting documentation for registration. Work with your reimbursement/billing office to understand what NPIs are used for billing in each location/setting that will be using 340B purchased. The 340B Program affects many different areas of the organization. Expertise from multiple areas may be needed to make critical decisions about 340B Program implementation. This list is not all inclusive but includes areas that best practice sites involve early to make informed decisions.	OPAIS Registration Guide			
CR - 2	Assemble expertise needed to make implementation decisions	Pharmacy: typically responsible for the oversight of the medications Reimbursement: critical to gathering a list of NPIs for registration Billing: important for assessing billing needs for Medicaid and Medicare if 340B product used Legal: will help in development of policies and procedures (P&Ps) and key programmatic decisions Compliance: assist in developing self-audit procedures and processes for responding to noncompliance				
CR - 3	Determine which inventory model(s) will be used at your site(s)	Broadly, there are three inventory models: replenishment (or neutral) inventory, physical inventory, or hybrid. Most grantees utilize physical inventory models in their clinics and/or retail pharmacies. If utilizing a contract pharmacy, that contract pharmacy may require a replenishment model and the use of a third party administrator (TPA) to manage that inventory. Models may be different based on	On-Demand Module: 340B Drug Delivery			
CR - 4	Develop entity-specific policies and procedures	Prior to going live, entities should have policies and procedures that outline how they will align to core elements of the program. Entities may need to assess certain areas mentioned in this tool early in the process when determining operational	340B Tool: Sample Policy and Procedure Manual			
CR - 5	Determine whether your sites will carve in or carve out Medicaid	All registration, CEs will need to articulate which states and which NPIs are using 340B purchased medications when billing Medicaid fee for service (FFS) (known as "carving in" Medicaid). The decision to carve in or out depends on an individual site's circumstances; all sites should work with their billing and reimbursement offices to understand which state Medicaid FFS is billed and what NPIs are used (including clinic and pharmacy NPIs). This decision may also affect the setup of TPA software, patient billing systems, on both the clinic and pharmacy settings; and	On-Demand Modules: 340B & Medicaid, HRSA's Medicaid Exclusion File			
CR - 6	Register eligible sites in OPAIS	OPAIS registration is open during the first 15 days of each calendar quarter for an effective date the first day of the following quarter. Use the information gathered above on lines CR - 1 and CR - 5 to register each associated site, including appropriate NPIs (if carving in) and shipping addresses.	340B Tool: Medicaid Exclusion File (MEF) Checklist			
CR - 7	Ensure that CE information is accurate on OPAIS	Verify the site listing, accurate representation of Medicaid carve in/out status, and updated contact information.	OPAIS Registration Guide			
CR - 8	Contact wholesaler to set up 340B accounts	Most wholesalers have a standard process for opening the appropriate accounts based on the CE type, but it may take up to 8 weeks to set up new accounts, so it is good to alert your wholesaler partners early. This step should be completed for any distributor or supplier from which the site purchases, not just the primary wholesaler. If you do not already have a wholesaler account, you can access the list of FVP authorized distributors (and their contacts) at the link provided.	Validate on OPAIS			
			FVP Authorized Distributors			

- Getting Started in 340B Checklist
- Walks through 3 main areas
 - Compliance Related
 - Education and Training
 - Purchasing Optimization
- Project Management Section
- Let's take a look



Questions?

Michelle Fox, MBA, CGMS, 340B ACE
Director, 340B Policy and Compliance
Apexus
1-888-340-2787
apexusanswers@340bpvp.com



June 13, 2023

